

## Air pollution-related health and climate benefits of clean cookstove programs in Mozambique

This content has been downloaded from IOPscience. Please scroll down to see the full text.

2017 Environ. Res. Lett. 12 025006

(<http://iopscience.iop.org/1748-9326/12/2/025006>)

View [the table of contents for this issue](#), or go to the [journal homepage](#) for more

Download details:

IP Address: 210.77.64.106

This content was downloaded on 30/03/2017 at 11:19

Please note that [terms and conditions apply](#).

You may also be interested in:

[Global climate impacts of country-level primary carbonaceous aerosol from solid-fuel cookstove emissions](#)

Forrest Lacey and Daven Henze

[Cookstoves illustrate the need for a comprehensive carbon market](#)

Luke Sanford and Jennifer Burney

[Estimating source-attributable health impacts of ambient fine particulate matter exposure: global premature mortality from surface transportation emissions in 2005](#)

S E Chambliss, R Silva, J J West et al.

[Global burden of mortalities due to chronic exposure to ambient PM<sub>2.5</sub> from open combustion of domestic waste](#)

John K Kodros, Christine Wiedinmyer, Bonne Ford et al.

[The impact of European legislative and technology measures to reduce air pollutants on air quality, human health and climate](#)

S T Turnock, E W Butt, T B Richardson et al.

[Carbon reductions and health co-benefits from US residential energy efficiency measures](#)

Jonathan I Levy, May K Woo, Stefani L Penn et al.

[Kerosene subsidies for household lighting in India: what are the impacts?](#)

Nicholas L Lam, Shonali Pachauri, Pallav Purohit et al.

[Municipal solid waste and dung cake burning: discoloring the Taj Mahal and human health impacts in Agra](#)

Raj M Lal, Ajay S Nagpure, Lina Luo et al.

## Environmental Research Letters



## LETTER

## Air pollution-related health and climate benefits of clean cookstove programs in Mozambique

## OPEN ACCESS

## RECEIVED

30 August 2016

## REVISED

12 December 2016

## ACCEPTED FOR PUBLICATION

22 December 2016

## PUBLISHED

2 February 2017

Original content from this work may be used under the terms of the [Creative Commons Attribution 3.0 licence](#).

Any further distribution of this work must maintain attribution to the author(s) and the title of the work, journal citation and DOI.



Susan C Anenberg<sup>1,2</sup>, Daven K Henze<sup>3</sup>, Forrest Lacey<sup>3</sup>, Ans Irfan<sup>2</sup>, Patrick Kinney<sup>4</sup>, Gary Kleiman<sup>5</sup> and Ajay Pillarisetti<sup>6</sup>

<sup>1</sup> Environmental Health Analytics, LLC, 3704 Ingomar St. NW, Washington, DC, 20015, United States of America

<sup>2</sup> The George Washington University, Washington, DC, United States of America

<sup>3</sup> University of Colorado, Boulder, CO, United States of America

<sup>4</sup> Boston University, Boston, MA, United States of America

<sup>5</sup> The World Bank, Washington, DC, United States of America

<sup>6</sup> University of California, Berkeley, Berkeley, CA, United States of America

E-mail: [susan.anenberg@envhealthanalytics.com](mailto:susan.anenberg@envhealthanalytics.com)

**Keywords:** household air pollution, health impact assessment, climate change, cookstoves, particulate matter

Supplementary material for this article is available [online](#)

**Abstract**

Approximately 95% of households in Mozambique burn solid fuels for cooking, contributing to elevated indoor and outdoor fine particulate matter (PM<sub>2.5</sub>) concentrations and subsequent health and climate impacts. Little is known about the potential health and climate benefits of various approaches for expanding the use of cleaner stoves and fuels in Mozambique. We use state-of-the-science methods to provide a first-order estimation of potential air pollution-related health and climate benefits of four illustrative scenarios in which traditional cooking fires and stoves are displaced by cleaner and more efficient technologies. For rural areas, we find that a 10% increase in the number of households using forced draft wood-burning stoves could achieve >2.5 times more health benefits from reduced PM<sub>2.5</sub> exposure (200 avoided premature deaths and 14 000 avoided disability adjusted life years, DALYs, over a three-year project lifetime) compared to natural draft stoves in the same households, assuming 70% of households use the new technology for both cases. Expanding use of LPG stoves to 10% of households in five major cities is estimated to avoid 160 premature deaths and 11 000 DALYs from reduced PM<sub>2.5</sub> exposure for a three-year intervention, assuming 60% of households use the new stove. Advanced charcoal stoves would achieve ~80% of the PM<sub>2.5</sub>-related health benefits of LPG stoves. Approximately 2%–5% additional health benefits would result from reduced ambient PM<sub>2.5</sub>, depending on the scenario. Although climate impacts are uncertain, we estimate that all scenarios would reduce expected climate change-related temperature increases from continued solid fuel use by 4%–6% over the next century. All results are based on an assumed adjustment factor of 0.8 to convert from laboratory-based emission reduction measurements to exposure reductions, which could be optimistic in reality given potential for continued use of the traditional stove. We conclude that cleaner cooking stoves in Mozambique can achieve health and climate benefits, though both are uncertain and local information about baseline and intervention PM<sub>2.5</sub> exposure levels are needed.

**1. Introduction**

Household air pollution (HAP) impacts public health (e.g. Smith *et al* 2014, WHO 2014) and climate change (e.g. Bond *et al* 2013, Lacey and Henze 2015). HAP is a mixture of air pollutants emitted from inefficient fuel combustion, including fine particulate matter (PM<sub>2.5</sub>),

carbon monoxide, nitrogen oxides, and others. PM<sub>2.5</sub> is itself a mixture of components, including black carbon (BC), organic carbon (OC), nitrate, and sulfate. Approximately 95% of the population in Mozambique use solid fuels for cooking (Bonjour *et al* 2013), with wood typically used in rural areas and charcoal in urban areas (van der Plas *et al* 2012). The

**Table 1.** Scenarios for clean cookstove programs in Mozambique (HH = households).

Name	Rural natural draft (RND)	Rural forced draft (RFD)	Urban modern charcoal (UMC)	Urban LPG (ULPG)
<b>Community type</b>	Rural	Rural	Urban	Urban
<b>Baseline fuel</b>	Unprocessed biomass	Unprocessed biomass	Charcoal	Charcoal
<b>Baseline stove</b>	3 stone fire	3 stone fire	Traditional	Traditional
<b>Improved fuel</b>	Unprocessed biomass	Unprocessed biomass	Charcoal	LPG
<b>Improved stove</b>	Natural draft e.g. Envirofit EconoFire	Forced draft e.g. BioLite Homestove or Phillips HD4010	e.g. Envirofit Econochar	e.g. Envirofit Pureflame
<b>IWA Tier (high power indoor PM<sub>2.5</sub> emissions)</b>	1	3	3	4
<b>Baseline exposure (<math>\mu\text{g m}^{-3}</math>)</b>	150	150	150	150
<b>% PM<sub>2.5</sub> emissions reduced (per HH)</b>	44%	80%	80%	95%
<b>% PM<sub>2.5</sub> exposure reduced<sup>a</sup></b>	35%	64%	64%	76%
<b>Intervention exposure level used (<math>\mu\text{g m}^{-3}</math>)</b>	97	54	54	36
<b>Fraction of HHs using the intervention</b>	0.7	0.7	0.7	0.6
<b>Cost per intervention (\$/HH)</b>	13	55	15	20
<b>Fuel/maintenance cost (\$/yr/HH)<sup>b</sup></b>	2.5	2.5	2.5	104 (Nampula), 27 (Beira), 0 (Maputo)
<b>Location</b>	a) Nationwide b) Sofala, Manica, Inhambane, Gaza provinces	a) Nationwide b) Sofala, Manica, Inhambane, Gaza provinces	Maputo, Beira, Nampula, Tete, Pemba	Maputo, Beira, Nampula, Tete, Pemba
<b># households</b>	10%, 40%	10%, 40%	10%, 40%	10%, 40%

<sup>a</sup> Derived from percentage PM<sub>2.5</sub> emissions reduced (per HH) multiplied by the 0.8 adjustment factor to convert to exposure reduction.

<sup>b</sup> Assumed maintenance cost only for RND and RFD (fuel collected and not purchased), and for UMC scenarios (fuel use savings).

resulting HAP is estimated to be responsible for approximately 18 000 premature deaths and 696 000 disability-adjusted life years (DALYs) in Mozambique in 2015 (IHME 2016, Forouzanfar *et al* 2016). HAP is a major contributor to ambient PM<sub>2.5</sub> in Sub-Saharan Africa, contributing approximately 14 000 ambient PM<sub>2.5</sub>-related premature deaths across the region in 2013 (Chafe *et al* 2014, Smith *et al* 2014). Ambient PM<sub>2.5</sub> was also associated with 7 000 premature deaths and 235 000 DALYs in Mozambique in 2015 (IHME 2016, Forouzanfar *et al* 2016).

Household solid fuel combustion also contributes to climate change by emitting carbon dioxide (CO<sub>2</sub>), methane (CH<sub>4</sub>) and other ozone producing gases, black carbon (BC) and brown carbon (Anenberg *et al* 2013). Although the net climate impacts from aerosols emitted from this sector are uncertain, when long-lived greenhouse gases are accounted for, the long-term climate effect is strongly warming (Bond *et al* 2013, Lacey *et al* 2017). Controlling CH<sub>4</sub> and BC along with long-lived greenhouse gases can increase the chances of limiting global temperature rise to below 2 °C (UNEP/WMO 2011, Shindell *et al* 2012). Cleaner fuels and more efficient solid fuel cookstove technologies can avoid near- and long-term temperature increases from climate change and improve public health by reducing household and ambient air pollution exposures (Anenberg *et al* 2013, UNEP/WMO 2011, Shindell *et al* 2012).

A small but growing body of literature addresses the multiple societal benefits of different approaches for reducing HAP. Several studies estimate benefits of reducing emissions from solid fuel cookstoves, ranging from global to national scales, and considering one or

several societal benefits (e.g. Mehta and Shahpar 2004, Hutton *et al* 2006, 2007, Maccarty *et al* 2008, Wilkinson *et al* 2009, Arcenas *et al* 2010, Venkataraman *et al* 2010, Malla *et al* 2011, Pant 2011, Jeuland and Pattanayak 2012, Grieshop *et al* 2012, Shindell *et al* 2012, Aunan *et al* 2013, Johnson and Chiang 2015). Here we examine illustrative cookstove intervention programs designed specifically for Mozambique and quantify benefits from reduced household and ambient air pollution on health and short- and long-term climate change. This approach demonstrated for Mozambique can be applied to any country.

## 2. Materials and methods

We estimate the household and ambient air pollution-related health and climate benefits of illustrative scenarios of cleaner cookstove programs in Mozambique. We use local data from Mozambique where possible, extrapolate from other locations where Mozambique-specific data are unavailable, and provide a sensitivity analysis in the supplemental information (available at [stacks.iop.org/ERL/12/025006](http://stacks.iop.org/ERL/12/025006)) that can be used to reevaluate these and other scenarios as local data become available.

### 2.1. Scenarios

We examine four illustrative scenarios, informed by cleaner cooking efforts underway in Mozambique (table 1; see supplemental information):

- **Rural Natural Draft (RND)**: expanded penetration of natural draft stoves (e.g. Envirofit Econofire)

burning unprocessed wood and other biomass in 10% and 40% each of all rural household (a) nationwide and (b) in four provinces: Sofala, Manica, Inhambane, and Gaza.

- **Rural Forced Draft (RFD):** as for the RND scenario, but substituting forced draft stoves (e.g. BioLite HomeStove) that burn unprocessed biomass more efficiently (by, for example, blowing air into the combustion chamber) in the same rural areas.
- **Urban Modern Charcoal (UMC):** expanded penetration of cleaner charcoal-burning stoves (e.g. Envirofit Econochar) in 10% and 40% of households in five major cities in Mozambique: Maputo, Beira, Nampula, Tete, and Pemba.
- **Urban Liquefied Petroleum Gas (ULPG):** as for the UMC scenario, but using liquefied petroleum gas (LPG) stoves (e.g. Envirofit Pureflame) in place of charcoal in the same cities.

## 2.2. Household air pollution health impact assessment

To estimate HAP-related health benefits, we used the Household Air Pollution Intervention Tool (HAPIT) version 2 (available at: <https://hapit.shinyapps.io/HAPIT/>, described by Pillarisetti *et al* 2016 and summarized in the supplemental information). HAPIT combines  $PM_{2.5}$  exposure levels before and after the intervention with epidemiologically-derived  $PM_{2.5}$  Integrated Exposure Response curves (IERS; Burnett *et al* 2014) and population and baseline disease incidence for 2010 (IHME 2016) to estimate the  $PM_{2.5}$ -related disease burden averted.

For baseline  $PM_{2.5}$  exposure levels, we used findings from studies in Maputo (of personal exposure to  $PM_{7}$ ), Ghana (van Vliet *et al* 2013), and Malawi (Fullerton *et al* 2009), the most relevant field studies of personal particulate matter exposure in Africa that were discoverable upon an informal literature search, and derived a baseline  $PM_{2.5}$  exposure level of  $150 \mu g m^{-3}$  for both urban and rural areas in Mozambique (see supplemental information). This is roughly consistent with personal  $PM_{7}$  exposure measurements during cooking in Maputo (Ellegård 1996) converted to 24-hour exposures, assuming all  $PM_{7}$  particles are  $PM_{2.5}$ . Since ambient  $PM_{2.5}$  concentrations are relatively low across Mozambique (ranging from  $4 \mu g m^{-3}$  to  $17\text{--}18 \mu g m^{-3}$ ; figure 1), extremely high values during cooking times averaged with ambient  $PM_{2.5}$  levels for the remainder of the day's exposure result in substantially lower daily exposure estimates. This value is slightly higher than HAP exposure measurements from urban charcoal use in Ghana (van Vliet *et al* 2013) and slightly less than half of kitchen area concentrations measured in rural homes in Malawi (Fullerton *et al* 2009).

As local estimates of post-intervention exposure levels were also unavailable, we derived post-intervention exposure levels for each scenario according to laboratory emissions measurements categorized by the

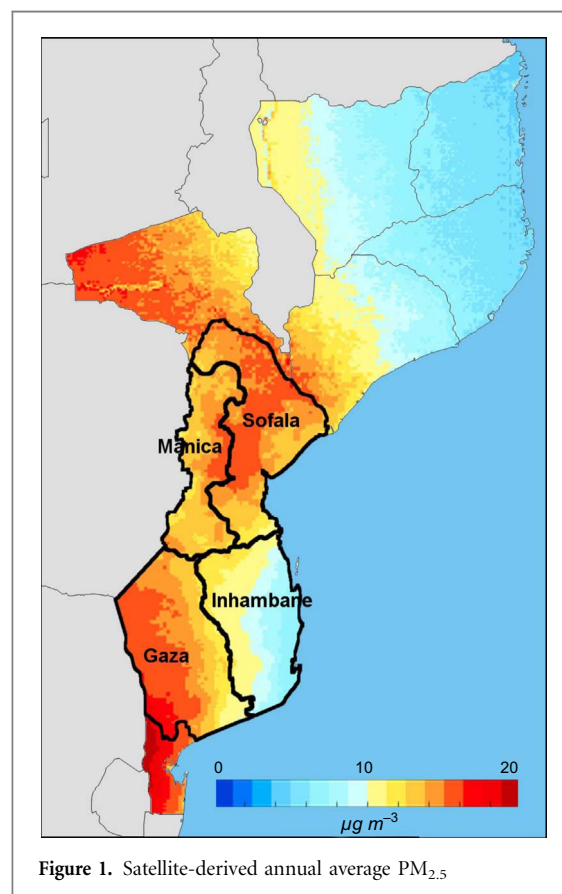


Figure 1. Satellite-derived annual average  $PM_{2.5}$

International Workshop Agreement (IWA) Cookstove Tiers for indoor  $PM_{2.5}$  emissions (ISO 2012, Jetter *et al* 2012). We applied an adjustment factor of 0.8 to extrapolate from laboratory emissions to field exposure reductions, which are typically smaller. This is a simplified assumption since no local information was available on which to base this adjustment factor. We roughly derived this adjustment factor from field exposure measurements in India for natural draft and forced draft stoves as described below, and carried it through to the UMC and ULPG scenarios as no studies were available in the literature to benchmark exposure values for the urban scenarios. We used emission reductions for IWA Tier 1 for the RND scenario (44% emission reduction, 35% exposure reduction; Jetter *et al* 2012) and Tier 2 for the RFD scenario (80% emission reduction, 64% exposure reduction). The 35% exposure reduction for the RND scenario is near the middle of the range found with field measurements of kitchen concentrations for natural draft stoves in India (8.55%–61.54% reduction from baseline, Sambandam *et al* 2014). The 64% exposure reduction for the RFD scenario is reasonable given measurements of 24-hr kitchen concentrations for forced draft stoves in India (e.g. 63% reduction, Sambandam *et al* 2014). We used emission reductions for IWA Tier 2 for the UMC scenario (80% emission reduction, 64% exposure reduction) and Tier 4 for the ULPG scenario (95% emission reduction, 76% exposure reduction). For all scenarios, we used a counterfactual exposure level of

$10 \mu\text{g m}^{-3}$ , the current World Health Organization guideline for ambient  $\text{PM}_{2.5}$  (WHO 2006, 2014), below which health impacts are no longer calculated. This counterfactual level is consistent with approach taken by the Global Burden of Disease study (Forouzanfar *et al* 2016), and does not substantially influence results since the same counterfactual is used for all scenarios.

The three scenarios that do not include a fuel switch (RND, RFD, UMC) are assumed to have a relatively high rate of adoption of the new technology, defined here as the percentage of the population receiving the new technology that actually uses it to some degree (70%); we assume a lower adoption rate (60%) for ULPG, which includes a fuel switch from charcoal to LPG. This parameter is inclusive of any use of the new technology, including households engaging in fuel/stove stacking (multiple fuels/stoves used within the household). It does not consider the degree to which the old technology is displaced by the new technology, which is captured in the post-intervention exposure level calculation. While no empirical data were available on which to base these values, field evidence from Ghana and India suggests that these adoption rates are reasonable assumptions (Piedrahita *et al* 2016, Pillarisetti *et al* 2014).

### 2.3. Ambient air pollution impacts on health

We estimated ambient air quality changes and related health impacts using GEOS-Chem, a global chemical transport model that uses input meteorology from the Goddard Earth Observing System along with online calculations of aerosol formation, growth, and deposition at  $2^\circ$  by  $2.5^\circ$  resolution (Bey *et al* 2001; the version used here detailed by Lee *et al* 2015). As for HAP health impacts, we used disease specific IERs (Burnett *et al* 2014) to estimate the number of annual premature deaths from exposure to ambient  $\text{PM}_{2.5}$  concentrations. We used satellite observations (van Donkelaar *et al* 2016) to redistribute aerosol mass concentrations to  $0.1^\circ$  by  $0.1^\circ$  resolution (see supplemental information). This model is used in conjunction with its adjoint (Henze and Seinfeld 2007), enabling efficient calculation of the sensitivity of the model estimated ambient air quality health impacts with respect to cookstove emissions from each species and gridcell. We used these sensitivities to linearly approximate the contribution of emissions within Mozambique to ambient  $\text{PM}_{2.5}$ -related mortality globally and within Mozambique.

Baseline model calculations used year 2000 emissions and meteorology, and we rescaled estimated  $\text{PM}_{2.5}$  concentrations to 2010 values using satellite-based corrections at  $2^\circ$  by  $2.5^\circ$  resolution (van Donkelaar *et al* 2016; figure 1). The satellite data used most closely match the in situ measurements in neighboring South Africa ([www.rbcaa.org.za/](http://www.rbcaa.org.za/), accessed: 16 May 2016) and improve upon the GBD 2013 dataset (Brauer *et al* 2016) by using geographically weighted regression factors. We also used these

satellite data to redistribute  $\text{PM}_{2.5}$  concentrations to  $0.1^\circ$  by  $0.1^\circ$  resolution for assessing health impacts. Solid fuel cookstove emissions were estimated by combining the Bond *et al* (2007) carbonaceous aerosol emissions inventory for biofuel use with the domestic sulfur dioxide ( $\text{SO}_2$ ) emissions from Lamarque *et al* (2010). We then applied country specific solid fuel use fractions from Bonjour *et al* (2013) and a mask representing the percent of gridcell population residing in Mozambique to accurately estimate emissions from Mozambique alone. We used a simple parameterization that secondary organic aerosol (SOA) impacts are an additional 18% of OC impacts. This assumes a 50% SOA formation rate from aromatic and other emitted non-methane volatile organic compounds from the biofuel sector (Streets *et al* 2003). To disaggregate urban and rural emissions, we considered population density  $>100$  people per square kilometer to be urban (see supplemental information).

### 2.4. Ambient air pollution impacts on climate change

We estimated net climate impacts of each cookstove scenario considering the associated change in emissions of both warming ( $\text{CO}_2$ ,  $\text{CH}_4$ , and BC) and cooling pollutants (OC, SOA, and  $\text{SO}_2$ ). Our approach was to first estimate the impact of each scenario on emissions of individual pollutants, calculate species-specific changes in radiative forcing, and, finally, use previously published relationships to translate radiative forcing to temperature change. Baseline cookstove greenhouse gas (GHG) emissions were derived from published emissions factors for GHG emissions relative to aerosol emissions (Turn *et al* 1997, Roden *et al* 2006, Johnson *et al* 2008, Roden *et al* 2009, Jetter *et al* 2012), considering only traditional stoves and fuels, to create an average emissions factor for GHG emissions as a function of aerosol emissions. Other studies have shown that harvesting woodfuels in a renewable manner substantially impacts the net impact of cooking with woodfuel on  $\text{CO}_2$  emissions (Bailis *et al* 2015, Wilson *et al* 2016). We therefore used a Mozambique-specific estimate of fraction of non-renewable biomass harvesting from Bailis *et al* (2015), resulting in only 39.6% of cookstove  $\text{CO}_2$  emissions contributing to net climate impacts.

To calculate the radiative forcing from  $\text{CO}_2$ ,  $\text{CH}_4$ , and nitrous oxide ( $\text{N}_2\text{O}$ ), which are relatively long-lived in the atmosphere, we used time dependent impulse response functions (Joos *et al* 2013, Aamaas *et al* 2013). Since the other pollutants considered have shorter atmospheric lifetimes and their radiative forcing effects are spatially heterogeneous, we estimated their climate impacts within large latitudinal bands, consistent with Shindell and Faluvegi (2009). We calculated radiative forcing and climate impacts of carbonaceous aerosol emitted in each gridcell using the GEOS-Chem Adjoint model (Henze and Seinfeld 2007, Henze *et al* 2012), following Lacey and Henze (2015), and used a similar methodology to add  $\text{SO}_2$ .



Specifically, we used Mie theory to calculate aerosol optical properties, which were then used in the LIDORT radiative transfer model (Spurr *et al* 2001) to estimate net changes in radiative flux from a baseline pre-industrial atmosphere. This model assumes species-specific fixed initial lognormal size distributions and includes only aerosol direct radiative forcing (DRF). To include aerosol indirect and semi-direct effects, scaling factors of the DRF with respect to these effects were used in a similar manner to prior published works (e.g. UNEP/WMO 2011). This approximation has produced climate impact estimates that are comparable to fully coupled microphysical model simulations of similar emissions perturbations (Kodros *et al* 2015). We report central estimates with ranges encompassing uncertainties in aerosol radiative efficiencies estimated from multi-model studies (Boucher *et al* 2013, Myhre *et al* 2013).

Transient radiative forcing estimates for both short-lived climate pollutants and long-lived GHG emissions were combined to calculate net radiative forcing in a given year. The net radiative forcing results were then multiplied by the transient global mean sensitivity derived from Boucher and Reddy (2008) to estimate the surface temperature response. For aerosol and aerosol precursor emissions, we used previously published absolute regional temperature potentials (ARTPs; Shindell and Faluvegi 2009, Shindell 2012) to translate latitudinal radiative forcing to temperature change. This method of attributing the climate impacts from radiative forcing has been validated through comparison of the estimated surface temperature responses using ARTPs to the calculated response from several fully-coupled earth system models (Shindell *et al* 2012, Stohl *et al* 2015).

### 2.5. Cost-effectiveness

We evaluate scenario-specific cost-effectiveness based on the health benefits of reduced HAP, excluding ambient air pollution health benefits and climate benefits. We use the WHO-CHOICE framework ([www.who.int/choice/en/](http://www.who.int/choice/en/)); if \$/DALY averted is less than gross domestic product (GDP) per-capita, the scenario is considered very cost-effective; if \$/DALY averted is between  $1-3 \times$  GDP per-capita, the scenario is considered cost-effective; and any scenario in which \$/DALY averted is greater than  $3 \times$  GDP per-capita is considered not cost-effective (Evans *et al* 2006). Values for stove/fuel and maintenance costs used to evaluate cost-effectiveness for each scenario (table 1) are used to estimate the USD(\$) per DALY averted, which we then compare to Mozambique's 2014 GDP per capita of \$586 (World Bank 2016).

Stove and fuel costs are based on local information (personal communication: Rosario Loayza, 18 May 2016, and Envirofit, 20 May 2016). Rural fuel costs are assumed to be zero as unprocessed biomass is collected rather than purchased, and we assume maintenance costs are low ( $\$2.5 \text{ yr}^{-1}$ ). Urban charcoal and LPG

prices are from surveys in Maputo/Matola, Nampula, and Beira cities (van der Plas *et al* 2012). Monthly LPG expenditures ranged from \$159 in Beira to \$158 in Maputo/Matola and \$165 in Nampula. For the ULPG scenario, we subtract monthly charcoal costs from monthly LPG costs to derive fuel costs of \$99 for Nampula, \$22 for Beira, and  $-\$30$  for Maputo (higher baseline annual expenditures for charcoal versus LPG). We assume that fuel costs beyond baseline charcoal expenditures are covered by the intervention program, and set the negative value indicating cost savings for Maputo to zero within HAPIT to calculate \$/DALY.

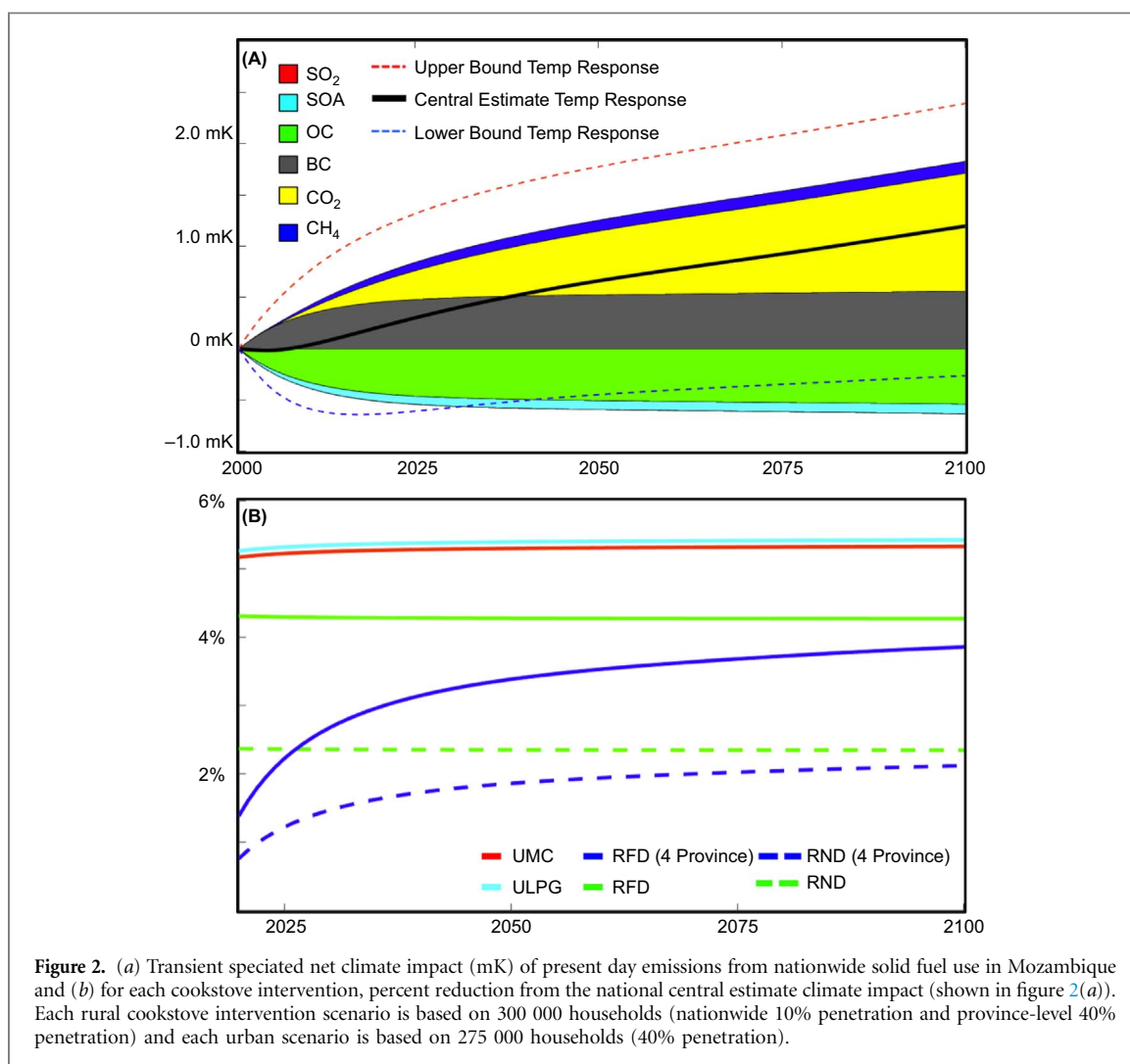
## 3. Results

We estimate that the RND scenario reaching 10% of rural households nationwide would avert 200 premature deaths and 14 000 DALYs from reduced household  $\text{PM}_{2.5}$  over the 3-year project lifetime (table 2). The RFD scenario is estimated to avert 500 premature deaths and 38 000 DALYs from reduced household  $\text{PM}_{2.5}$  given the same project lifetime and household penetration level. These results assume an adoption rate of 70% and an adjustment factor of 0.8 to convert from laboratory-based emission reduction measurements to exposure reductions, both of which could be overly optimistic. For example, household  $\text{PM}_{2.5}$ -related health benefits for the RFD scenario would be reduced by 13% if a lower adoption rate of 60% is used instead of 70%, which may be warranted since forced draft stoves are more of a departure from traditional stoves compared to natural draft stoves. We estimate that 5 and 10 annual premature deaths globally would be averted from reduced ambient air pollution for the RND and RFD scenarios, respectively, approximately 40% of which occur within Mozambique. We estimate that the RND and RFD scenarios would result in a net global cooling in 2050 of 16 and 29  $\mu\text{K}$ , respectively. The cooling benefit increases (more climate beneficial) to 28 and 52  $\mu\text{K}$  in the year 2100 due to the increasing effects of GHGs (figure 2). Health and climate benefits for both scenarios are four times higher with a 40% rural households penetration level.

For the RND and RFD scenarios reaching 10% of households in Sofala, Manica, Inhambane, and Gaza provinces only, we estimate 50 and 100 premature deaths averted from reduced household  $\text{PM}_{2.5}$  over the 3-year project lifetime (table 2). We also find that reduced ambient  $\text{PM}_{2.5}$  would avert 2 and 4 annual premature deaths for the two scenarios, respectively, approximately 30% of which occur within Mozambique. These scenarios would lead to 3 and 6  $\mu\text{K}$  global surface temperature cooling in 2050 (6  $\mu\text{K}$  and 12  $\mu\text{K}$  in 2100). A slight climate dis-benefit occurs in the several years following scenario implementation, since radiative forcing in the model gridcells overlaying these provinces is highly sensitive to reflecting organic

**Table 2.** Estimated health and climate benefits of the rural scenarios. Results are rounded and therefore may not match reported ratios of benefits between scenarios.

Scenario	Rural natural draft (RND)				Rural forced draft (RFD)			
	Nationwide		4 provinces		Nationwide		4 provinces	
	10%	40%	10%	40%	10%	40%	10%	40%
<b>Household air pollution</b>								
# HHs	300 000	1 200 000	80 000	300 000	300 000	1 200 000	80 000	300 000
Deaths averted (3-year project lifetime)	200	800	50	200	500	2200	100	500
DALYs averted (3-year project lifetime)	14 000	55 000	3 700	14 000	38 000	150 000	10 000	38 000
<b>Ambient air pollution</b>								
Global deaths averted (annual)	5	20	2	8	10	40	4	20
<b>Temperature</b>								
2050 Global Impact ( $\mu$ K)	-16 (10 to -43)	-63 (41 to -168)	-3 (2 to -8)	-13 (9 to -35)	-29 (19 to -77)	-115 (75 to -307)	-6 (4 to -16)	-23 (15 to -61)
2100 Global Impact ( $\mu$ K)	-28 (6 to -56)	-113 (24 to -226)	-6 (1 to -12)	-26 (6 to -52)	-52 (11 to -104)	-206 (44 to -412)	-12 (3 to -24)	-47 (10 to -94)



carbon emissions (figure 2). However, the temperature impact trend rapidly turns to cooling and reaches larger and larger cooling magnitudes over the course of the century as the radiative impact of the longer-lived greenhouse gases (i.e. CO<sub>2</sub> and CH<sub>4</sub>) overtakes that of the shorter-lived species (i.e. BC and OC).

To determine whether the rural scenarios have greater ambient PM<sub>2.5</sub>-related health and climate benefits when higher penetration levels are achieved in smaller geographical areas versus lower penetration levels in larger geographical areas, we compare 40% penetration in the four provinces to 10% penetration nationwide, resulting in the same number of households in each geography. For 40% penetration in the four provinces compared to 10% penetration nationwide, we find 60% larger ambient PM<sub>2.5</sub>-related health benefits (8 deaths averted versus 5 for the RND scenario) but 20% and 10% lower climate benefits in 2050 and 2100, respectively (less cooling). The difference in climate impact occurs because OC emissions from grid cells overlaying these four provinces are particularly influential on global radiative forcing, a function of surface albedo, atmospheric lifetime, aerosol formation rate, wind patterns transporting pollutants inland or over oceans,

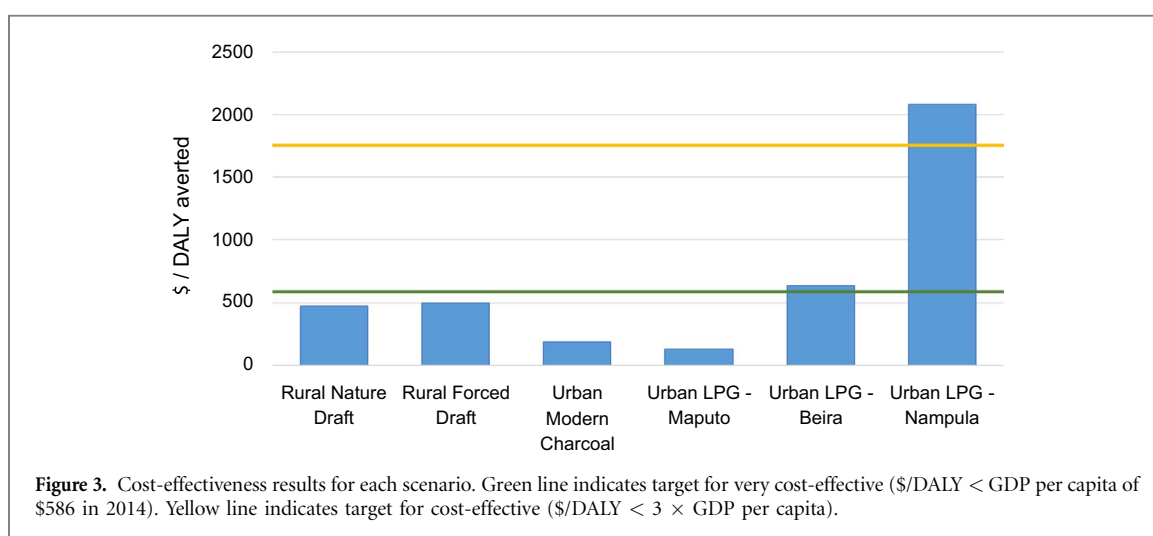
and other meteorological factors such as cloud cover and incoming solar radiation. These results indicate that concentrating cleaner stoves would have greater ambient air quality benefits compared with lower penetration levels across a broader geographical area.

For the urban scenarios, we estimate that the UMC scenario at 10% penetration level would avert 100 premature deaths and 9 000 DALYs over the 3-year project lifetime from reduced household PM<sub>2.5</sub> (table 3). We estimate that the ULPG scenario would avert 200 premature deaths and 11 000 DALYs from reduced household PM<sub>2.5</sub> at the same household penetration level. As for the rural scenarios, these results are based on an assumed adjustment factor of 0.8 to convert from laboratory-based emission reduction measurements to field exposure levels, and assumed adoption rates of 70% and 60% for the UMC and ULPG scenarios, respectively. These ULPG results would be 16% higher if a usage rate of 70% was used, as was used for the other three scenarios. An estimated 6 annual premature deaths globally would be averted from reduced ambient PM<sub>2.5</sub> for both scenarios, approximately 40% of which occur within Mozambique. We estimate that the UMC and ULPG



**Table 3.** Estimated health and climate benefits of the urban scenarios. Results are rounded and therefore may not match reported ratios of benefits between scenarios.

Scenario	Urban modern charcoal (UMC)		Urban LPG (ULPG)	
	10%	40%	10%	40%
<b>Household air pollution</b>				
# HHs	70 000	275 000	70 000	275 000
Deaths averted (3-year project lifetime)	100	500	200	600
DALYs averted (3-year project lifetime)	9 000	35 000	11 000	44 000
<b>Ambient air pollution</b>				
Global deaths averted (annual)	6	23	6	23
<b>Temperature</b>				
2050 Global Impact ( $\mu\text{K}$ )	-9 (6 to -24)	-36 (24 to -96)	-9 (6 to -24)	-36 (24 to -96)
2100 Global Impact ( $\mu\text{K}$ )	-16 (10 to -43)	-64 (42 to -171)	-16 (10 to -43)	-65 (43 to -174)



scenarios would each result in a net global cooling in 2050 of 9  $\mu\text{K}$  (16  $\mu\text{K}$  in 2100).

In terms of cost-effectiveness, we find that the RND and RFD scenarios cost approximately \$471 and \$497 per DALY averted (figure 3). Both scenarios are considered very cost-effective per the WHO-CHOICE framework, as the \$/DALY for both is less than GDP per capita of \$586. The UMC scenario costs approximately \$185 per DALY averted. As the \$/DALY result is less than GDP per capita (\$586), this scenario is considered very cost-effective, and is estimated to remain so if total intervention costs (stove cost plus program and monitoring and evaluation costs) are <\$60 per stove. For the ULPG scenario, we use fuel cost values from three different cities. This scenario costs approximately \$125/DALY in Maputo, \$634/DALY in Beira, and \$2080/DALY in Nampula. The difference between the cities is due to the highly variable household expenditures on charcoal, which are offset by switching to LPG. In Maputo, this scenario leads to cost savings since baseline household expenditures are higher for charcoal versus LPG. This scenario is very cost-effective in Maputo, cost-effective in Beira, and not cost-effective in Nampula. Total intervention cost per stove would need to exceed \$200 for Beira and \$275 for Maputo before the ULPG scenario in these cities stops being cost effective.

As little information was available about baseline and intervention exposure levels in rural and urban households in Mozambique, we examined the sensitivity of results to different baseline and post-intervention exposure levels (table 4). The magnitude of averted deaths is larger with increasing baseline exposure level, decreasing intervention exposure level, and higher intervention adoption rate. Per 5 000 households with 70% adoption rate, using a baseline exposure level of 200  $\mu\text{g m}^{-3}$  rather than 150  $\mu\text{g m}^{-3}$  would have resulted in 25% more estimated deaths averted for an intervention exposure level of 50  $\mu\text{g m}^{-3}$ . Per 5 000 households with 70% adoption rate, using an intervention exposure level of 75  $\mu\text{g m}^{-3}$  rather than 50  $\mu\text{g m}^{-3}$  (similar to the RFD and UMC scenario exposure levels used) would decrease health benefits by 38%. Such a scenario could occur if post-intervention exposure levels were higher than estimated for the core results—for example, though we assumed that exposure reductions were only 80% the magnitude of laboratory-based emission reduction measurements, high rates of stove/fuel stacking could further temper the exposure reduction in reality (e.g. Mortimer *et al* 2016). As more local information becomes available, for example from field measurement campaigns in Mozambique, the sensitivity results presented here and in the supplemental

**Table 4.** Premature deaths averted per 5 000 households by baseline and intervention PM<sub>2.5</sub> exposure levels, assuming an adoption rate of 60% (top row of each cell) and 70% (bottom row of each cell) and project lifetime of 3 years.

Baseline exposure	Intervention exposure							
	200	175	150	125	100	75	50	25
300	1.125	2.25	2.25	3.375	4.5	6.75	10.125	15.75
	1.125	2.25	3.375	4.5	5.625	7.875	12.375	19.125
275	1.125	1.125	2.25	3.375	4.5	6.75	10.125	15.75
	1.125	2.25	2.25	3.375	5.625	7.875	12.375	19.125
250	1.125	1.125	2.25	3.375	4.5	6.75	10.125	15.75
	1.125	1.125	2.25	3.375	5.625	7.875	12.375	19.125
225	0	1.125	1.125	2.25	4.5	6.75	10.125	15.75
	0	1.125	2.25	3.375	4.5	6.75	11.25	18
200	0	0	1.125	2.25	3.375	5.625	9	14.625
	0	1.125	1.125	2.25	4.5	6.75	11.25	18
175	0	0	1.125	2.25	3.375	5.625	9	14.625
	0	0	1.125	2.25	3.375	6.75	10.125	16.875
150	0	0	0	1.125	2.25	4.5	7.875	13.5
	0	0	0	1.125	3.375	5.625	9	15.75
125	0	0	0	0	1.125	3.375	6.75	12.375
	0	0	0	0	1.125	4.5	7.875	14.625

information can be used to re-estimate household air pollution health impacts, ambient air pollution health impacts, and climate impacts.

#### 4. Discussion and conclusions

We conducted a screening-level analysis of the household and ambient air pollution-related health and climate benefits that could be achieved by implementing cleaner cooking programs in Mozambique. For rural areas, forced draft wood-burning stoves are estimated to achieve >2.5 times more health benefits compared to natural draft stoves, assuming equal usage rates. Both natural draft and forced draft stoves are estimated to be very cost-effective. For urban areas, advanced charcoal stoves would achieve approximately 80% of the health benefits of LPG stoves and are estimated to be very cost-effective. LPG stoves are estimated to be very cost-effective in Maputo where charcoal is relatively expensive, cost-effective in Beira, and not cost-effective in Nampula, where charcoal is relatively cheap. Climate impacts are uncertain due to the current level of scientific understanding of short-lived climate pollutant radiative impacts. However, we estimate that all scenarios would reduce expected climate change-related temperature increases from continued national-scale solid fuel cookstoves use by 4%–6% (figure 2(a)) over decadal and longer-term time periods, depending on the scenario.

HAP- and ambient air pollution-related health benefits are not directly additive. HAP impacts include child acute lower respiratory infections and chronic disease incidence for all ages, while ambient air pollution health impacts include only chronic diseases for ages 30+ years. HAPIT distributes health benefits

over 20 years and includes in the results only those health benefits occurring during the project lifetime, plus attenuated benefits for two years after the project ends. HAPIT distributes the total number of intervention stoves equally over each project year. Ambient air pollution health benefits assume all stoves are distributed at the project start and are calculated as an annual benefit estimate. Future work will move towards harmonizing these approaches to yield more comparable estimates in the future.

Due to the dearth of exposure measurements in Mozambique, we used studies from nearby countries to derive baseline exposure level estimates, and used laboratory emission studies with an assumed adjustment factor for intervention exposure level estimates. Both baseline and intervention exposure levels applied here are highly uncertain due to: 1) poor observed relationships between measurements of emissions in the lab and the field, 2) highly variable and context-specific relationships between kitchen area concentrations and personal exposures to HAP, and 3) the lack of ambient PM<sub>2.5</sub> measurements in micro-environments near areas of heavy cookstove use, which could be higher than the concentrations derived from satellite observations. The degree of fuel/stove stacking among the intervention population is unknown and could be substantial (e.g. Ruiz-Mercado and Masera 2015). Our adjustment factor of 0.8 applied to convert the percentage of emissions reduced by the intervention to the percentage of exposure reduced by the intervention may not be large enough to account for both lab to field extrapolation of emissions reductions and degree of fuel/stove stacking. We attempted to address this through the sensitivity analysis wherein pre- and post-intervention exposure levels are varied up and down. Additionally, HAPIT assumes equal exposures among household members.

As field measurements of emissions and exposure levels become available, sensitivity results can be used to recalculate benefits.

We were unable to quantify several other important sources of uncertainty. For example, we assume that all PM<sub>2.5</sub> mixtures have the same health effects, despite variation between emission sectors and across stove and fuel types (e.g. Jetter *et al* 2012, Anenberg *et al* 2013). We ignore subnational variability in disease incidence rates, household size, and exposure levels (e.g. Chowdhury and Dey 2016). Climate impacts of short-lived climate pollutants are uncertain due to limited data on black carbon to organic carbon emission ratios from different stove types and fuels and their influence on the climate (e.g. Anenberg *et al* 2013, Bond *et al* 2013, Soneja *et al* 2016, Wang *et al* 2016). Impact of price shocks on fuels in urban areas and/or any behavioral changes required with new technology adoption were beyond our scope, though are important considerations for any intervention program. Finally, the prevalence and impact of mixed usage of traditional and intervention stoves should be evaluated and incorporated into these types of assessments, primarily by monitoring stove adoption rates, usage, and personal exposure measurements amongst a subset of households.

Benefits results may be underestimated for several reasons. We exclude health damages from pollutants beyond PM<sub>2.5</sub> (e.g. Guarnieri *et al* 2014, Pope *et al* 2015) and reduced incidence of preterm birth and low birth weight, burns, and ocular disorders, which have been associated with household solid fuel combustion (Epstein *et al* 2013, Lakshmi *et al* 2013, Patel *et al* 2015, Pokhrel *et al* 2005, Smith *et al* 2014, Ravilla *et al* 2016). We do not consider the impact of reduced charcoal use on charcoal production, which would likely have benefits in terms of avoided emissions and impacts on forests, health, and climate (Mercier *et al* 2016), though increased use of efficient charcoal stoves could also increase charcoal fuel use.

For the cost-effectiveness calculations, following Pillarisetti *et al* (2016), we exclude ambient air quality health benefits, climate benefits, dissemination and monitoring and evaluation costs, household medical expenditures, and time spent collecting fuel. For the urban LPG scenario, we assume that fuel costs beyond baseline expenditures on charcoal are covered by the program. Including additional costs would increase our \$/DALY values; considering other health, environmental, and social benefits would decrease them.

This screening-level analysis is intended to inform the design and development of realistic cleaner cookstove programs in Mozambique. Future studies can conduct more refined analyses for specific intervention designs, using more localized data on exposure levels, household size, baseline incidence rates, and technology adoption as they become available.

## Acknowledgments

This work was supported through the World Bank's climate change and health program made possible by the Nordic Development Fund. The authors declare no potential conflicts of interest. We are grateful to the following individuals for valuable discussions and insights: Sanjay Srivastava, Rosario Loayza, Veronica Stolz, Phil Outram, Ana Mariguesa, Jose Carlos Edo Monfort, Humberto Cosssa, Angela Dengo, Ross Hughes, Paulo Sithoe, Kalpana Balakrishnan, Rufus Edwards, and Marc Jeuland.

Certain images in this publication have been obtained by the authors from the Wikimedia website, where they were made available under a Creative Commons licence or stated to be in the public domain. Please see individual figure captions in this publication for details. To the extent that the law allows, IOP Publishing disclaim any liability that any person may suffer as a result of accessing, using or forwarding the image. Any reuse rights should be checked and permission should be sought if necessary from Wikimedia and/or the copyright owner (as appropriate) before using or forwarding the image. It is included within this article on that basis. It is attributed to [aquarius.ifm-geomar.de](mailto:aquarius.ifm-geomar.de).

## References

- Aamaas B, Peters G P and Fuglestedt J S 2013 Simple emission metrics for climate impacts *Earth Syst. Dynam.* **4** 145–70
- Anenberg S C, Balakrishnan K, Jetter J, Masera O, Mehta S, Moss J and Ramanathan V 2013 Cleaner cooking solutions to achieve health, climate, and economic co-benefits *Environ. Sci. Technol.* **47** 3944–52
- Arcenas A, Boj  J, Larsen B R and Ruiz  nuez F 2010 The economic costs of indoor air pollution: new results for Indonesia, the Philippines, and Timor-Leste *J. Natural Resources Policy Res.* **2** 75–93
- Aunan K, Alnes L W H, Berger J, Dong Z, Ma L, Mestl H E S, Vennemo H, Wang S and Zhang W 2013 Upgrading to cleaner household stoves and reducing chronic obstructive pulmonary disease among women in rural China: a cost-benefit analysis *Energy Sustainable Dev.* **17** 489–96
- Bailis R, Drigo R, Ghilardi A and Masera O 2015 The carbon footprint of traditional woodfuels *Nat. Clim. Change* **5** 266–72
- Bey I, Jacob D J, Yantosca R M, Logan J A, Field B D, Fiore A M, Li Q, Liu H Y, Mickley L J and Schultz M G 2001 Global modeling of tropospheric chemistry with assimilated meteorology: model description and evaluation *J. Geophys. Res.* **106** 23, 73–95
- Bond T C, Bhardwaj E, Dong R, Jogani R, Jung S, Roden C, Streets D G and Trautmann N M 2007 Historical emissions of black and organic carbon aerosol from energy-related combustion, 1850–2000 *Glob. Biogeochem. Cycles* **21** GB2018
- Bond T C *et al* 2013 Bounding the role of black carbon in the climate system: a scientific assessment *J. Geophys. Res.* **118** 5380–552
- Bonjour S, Adair-Rohani H, Wolf J, Bruce N G, Mehta S, Pruss-Ustun A, Lahiff M, Rehfuess E A, Mishra V and Smith K R 2013 Solid fuel use for household cooking: country and regional estimates for 1980–2010 *Environ. Health Perspect.* **121** 784–90

- Boucher O *et al* 2013 *Clouds and aerosols supplementary material Climate Change 2013: The Physical Science Basis* Contribution of Working Group I to the Fifth Assessment Report of the Intergovernmental Panel on Climate Change eds T F Stocker *et al* (Cambridge: Cambridge University Press) ([www.climatechange2013.org](http://www.climatechange2013.org) and [www.ipcc.ch](http://www.ipcc.ch))
- Boucher O and Reddy M S 2008 Climate trade-off between black carbon and carbon dioxide emissions *Energy Policy* **36** 193–200
- Brauer M *et al* 2016 Ambient air pollution exposure estimation for the Global Burden of Disease 2013 *Environ. Sci. Technol.* **50** 79–88
- Burnett R T *et al* 2014 An integrated risk function for estimating the global burden of disease attributable to ambient fine particulate matter exposure *Environ. Health Perspect.* **122** 397–403
- Chafe Z A, Brauer M, Klimont Z, Van Dingenen R, Mehta S, Rao S, Riahi K, Dentener F and Smith K R 2014 Household cooking with solid fuels contributes to ambient PM<sub>2.5</sub> air pollution and the burden of disease *Environ. Health Perspect.* **122** 1314–20
- Chowdhury S and Dey S 2016 Cause-specific premature death from ambient PM<sub>2.5</sub> exposure in India: Estimate adjusted for baseline mortality *Environ. Int.* **91** 283–90
- Ellegård A 1996 Cooking fuel smoke and respiratory symptoms among women in low-income areas of Maputo *Environ. Health Perspect.* **104** 980–5
- Epstein M B, Bates M N, Arora N K, Balakrishnan K, Jack D W and Smith K R 2013 Household fuels, low birth weight, and neonatal death in India: the separate impacts of biomass, kerosene, and coal *Int. J. Hyg. Environ. Health* **216** 523–32
- Evans D B, Chisholm T and Edejer T 2006 Generalized cost-effectiveness analysis: principles and practice *Elgar Companion to Health Economics* ed A M Jones (United Kingdom: Edward Elgar) (<https://doi.org/10.4337/9781845428914.00061>)
- Forouzanfar M H *et al* 2016 Global, regional, and national comparative risk assessment of 79 behavioural, environmental and occupational, and metabolic risks or clusters of risks, 1990–2015: a systematic analysis for the Global Burden of Disease Study 2015 *Lancet* **388** 1659–724
- Fullerton D G, Semple S, Kalambo F, Suseno A, Malamba R, Henderson G, Ayres J G and Gordon S B 2009 Biomass fuel use and indoor air pollution in homes in Malawi *Occup. Environ. Med.* **66** 777–83
- Grieshop A P, Marshall J D and Kandlikar M 2012 Health and climate benefits of cookstove replacement options *Energy Policy* **39** 7530–42
- Guarnieri M J *et al* 2014 Effects of woodsmoke exposure on airway inflammation in rural Guatemalan women *PLoS ONE* **9** e88455
- Henze D K and Seinfeld J H 2007 Development of the adjoint of GEOS-Chem *Atmos. Chem. Phys.* **7** 2413–33
- Henze D K, Shindell D T, Akhtar F, Spurr R J D, Pinder R W, Loughlin D, Kopacz M, Singh K and Shim C 2012 Spatially refined aerosol direct radiative forcing efficiencies *Environ. Sci. Technol.* **46** 9511–8
- Hutton G, Rehfuess E, Tediosi F and Weiss S 2006 *Evaluation of the Costs and Benefits of Household Energy and Health Interventions at Global and Regional Levels* (Geneva: World Health Organization) ([www.who.int/indoorair/publications/summary/en/](http://www.who.int/indoorair/publications/summary/en/))
- Hutton G, Rehfuess E and Tediosi F 2007 Evaluation of the costs and benefits of interventions to reduce indoor air pollution *Energy Sustainable Dev.* **11** 34–43
- Institute for Health Metrics and Evaluation (IHME) 2016 GBD Compare | Viz Hub (<http://vizhub.healthdata.org/gbd-compare/>) (Accessed: 25 October 2016)
- International Standards Organization (ISO) 2012 International Workshop Agreement 11:2012: Guidelines for Evaluating Cookstove Performance Geneva Switzerland ([www.iso.org/iso/catalogue\\_detail?csnumber=61975](http://www.iso.org/iso/catalogue_detail?csnumber=61975))
- Jetter J, Zhao Y, Smith K R, Khan B, Yelverton T, DeCarlo P and Hays M D 2012 Pollutant emissions and energy efficiency under controlled conditions for household biomass cookstoves and implications for metrics useful in setting international test standards *Environ. Sci. Technol.* **46** 10827–34
- Jeuland M and Pattanayak S 2012 Benefits and costs of improved cookstoves: assessing the implications of variability in health, forest and climate impacts *PLoS One* **7** e30338
- Johnson M A and Chiang A R 2015 Quantitative guidance for stove usage and performance to achieve health and environmental targets *Environ. Health Perspect.* **123** 820–6
- Johnson M, Edwards R, Frenk C A and Masera O 2008 In-field greenhouse gas emissions from cookstoves in rural Mexican households *Atmos. Environ.* **42** 1206–22
- Joos F *et al* 2013 Carbon dioxide and climate impulse response functions for the computation of greenhouse gas metrics: a multi-model analysis *Atmos. Chem. Phys.* **13** 2793–25
- Kodros J K, Scott C E, Farina S C, Lee Y H, L'Orange C, Volckens J and Pierce J R 2015 Uncertainties in global aerosols and climate effects due to biofuel emissions *Atmos. Chem. Phys.* **15** 8577–96
- Lacey F and Henze D 2015 Global climate impacts of country-level primary carbonaceous aerosol from solid-fuel cookstove emissions *Environ. Res. Lett.* **10** 114003
- Lacey F, Henze D K, Lee C, van Donkelaar A and Martin R V 2017 Transient climate and ambient health impacts due to national solid fuel cookstove emissions *Proc. Natl Acad. Sci.* in press (<https://doi.org/10.1073/pnas.161243011>)
- Lakshmi P V M, Viridi N K, Sharma A, Tripathy J P, Smith K R, Bates M N and Kumar R 2013 Household air pollution and stillbirths in India: analysis of the DLHS-II National Survey *Environ Res* **121** 17–22
- Lamarque J-F *et al* 2010 Historical (1850–2000) Gridded anthropogenic and biomass burning emissions of reactive Gases and aerosols: methodology and application *Atmos. Chem. Phys.* **10** 7017–39
- Lee C, Martin R, Henze D K, Brauer M, Cohen A and van Donkelaar A 2015 Response of global particulate-matter-related mortality to changes in local precursor emissions *Environ. Sci. Technol.* **49** 4335–44
- Lozano R *et al* 2012 Global and regional mortality from 235 causes of death for 20 age groups in 1990 and 2010: a systematic analysis for the Global Burden of Disease Study 2010 *Lancet* **380** 2095–28
- MacCarty N, Ogle D, Still D, Bond T and Roden C 2008 A laboratory comparison of the global warming impact of five major types of biomass stoves *Energy Sustainable Dev.* **12** 56–65
- Malla M B, Bruce N, Bates E and Rehfuess E 2011 Applying global cost-benefit analysis methods to indoor air pollution mitigation interventions in Nepal, Kenya and Sudan: insights and challenges *Energy Policy* **39** 7518–29
- Mehta S and Shahpar C 2004 The health benefits of interventions to reduce indoor air pollution from solid fuel use: a cost-effectiveness analysis *Energy Sustainable Dev.* **8** 53–9
- Mercier C *et al* 2016 Background study for the preparation of the Zambézia Integrated Landscapes Management Program Report for Government of Mozambique and FCPF Etc Terra Paris, France ([www.redd.org.mz/uploads/SaibaMais/ConsultasPublicas/ZILMP-Background%20study%20-%20VF%20-%20203.pdf](http://www.redd.org.mz/uploads/SaibaMais/ConsultasPublicas/ZILMP-Background%20study%20-%20VF%20-%20203.pdf))
- Mortimer K *et al* 2016 A cleaner burning biomass-fuelled cookstove intervention to prevent pneumonia in children under 5 years old in rural Malawi (the Cooking and Pneumonia Study): a cluster randomized controlled trial *Lancet* ([https://doi.org/10.1016/S0140-6736\(16\)32507-7](https://doi.org/10.1016/S0140-6736(16)32507-7))
- Myhre G *et al* 2013 Anthropogenic and natural radiative forcing *Climate Change 2013: The Physical Science Basis* Contribution of Working Group I to the Fifth Assessment Report of the Intergovernmental Panel on Climate Change eds T F Stocker *et al* (Cambridge: Cambridge University Press)



- Pant K P 2011 Cheaper fuel and higher health costs among the poor in rural Nepal *AMBIO* **41** 271–83
- Patel A B *et al* 2015 Impacts of exposure to cooking fuels on stillbirths, perinatal, very early and late neonatal mortality—a multicenter prospective cohort study in rural communities in India, Pakistan, Kenya, Zambia and Guatemala *Maternal Health, Neonatology and Perinatology* **1** 18
- Piedrahita R *et al* 2016 Assessment of cookstove stacking in Northern Ghana using surveys and stove use monitors *Energy Sustainable Dev.* **34** 67–6
- Pillarisetti A, Vaswani M, Jack D, Balakrishnan K, Bates M N, Arora N K and Smith K R 2014 Patterns of stove usage after introduction of an advanced cookstove: the long-term application of household sensors *Environ. Sci. Technol.* **48** 14525–33
- Pillarisetti A, Mehta S and Smith K 2016 HAPIT, the household air pollution intervention tool, to evaluate the health benefits and cost-effectiveness of clean cooking interventions *Broken Pumps and Promises: Incentivizing Impact in Environmental Health* ed E Thomas (Switzerland: Springer) pp 147–69
- Pokhrel A K, Smith K R, Khalakdina A, Deuja A and Bates M N 2005 Case-control study of indoor cooking smoke exposure and cataract in Nepal and India *Int. J. Epidemiol.* **34** 702–8
- Pope D, Diaz E, Smith-Sivertsen T, Lie R T, Bakke P, Balmes J R, Smith K R and Bruce N G 2015 Exposure to household air pollution from wood combustion and association with respiratory symptoms and lung function in nonsmoking women: Results from the RESPIRE Trial, Guatemala *Environ. Health Perspect.* **123** 285–92
- Ravilla T D, Gupta S, Ravindran R D, Vashist P, Krishnan T, Maraini G, Chakravarthy U and Fletcher A E 2016 Use of cooking fuels and cataract in a population-based study: the India Eye Disease Study *Environ. Health Perspect.* **124** 1857–62
- Roden C A, Bond T C, Conway S and Osorto Pinel A B 2006 Emission factors and real-time optical properties of particles emitted from traditional wood burning cookstoves *Environ. Sci. Technol.* **40** 6750–7
- Roden C A, Bond T C, Conway S, Osorto Pinel A B, MacCarty N and Still D 2009 Laboratory and field investigations of particulate and carbon monoxide emissions from traditional and improved cookstoves *Atmos. Environ.* **43** 1170–81
- Ruiz-Mercado I and Masera O 2015 Patterns of stove use in the context of fuel-device stacking: rationale and implications *EcoHealth* **12** 42–56
- Sambandam S, Balakrishnan K, Ghosh S, Sadasivam A, Madhav S, Ramasamy R, Samanta M, Mukhopadhyay K, Rehman H and Ramanathan V 2014 Can currently available advanced combustion biomass cook-stoves provide health relevant exposure reductions? Results from initial assessment of select commercial models in India *EcoHealth* **12** 25–41
- Shindell D and Faluvegi G 2009 Climate response to regional radiative forcing during the twentieth century *Nat. Geosci.* **2** 294–300
- Shindell D T 2012 Evaluation of the absolute regional temperature potential *Atmos. Chem. Phys.* **12** 7955–60
- Shindell D *et al* 2012 Simultaneously mitigating near-term climate change and improving human health and food security *Science* **335** 183–9
- Smith K R *et al* 2014 Millions Dead: How do we know and what does it mean? Methods used in the Comparative Risk Assessment of household air pollution *Annu. Rev. Public Health* **35** 185–206
- Soneja S I, Tielsch J M, Khattry S K, Curriero F C and Breyse P N 2016 Highlighting uncertainty and recommendations for improvement of black carbon biomass fuel-based emission inventories in the Indo-Gangetic Plain Region *Curr. Environ. Health Rep.* **3** 73–80
- Spurr R J D, Kurosu T P and Chance K V 2001 A linearized discrete ordinate radiative transfer model for atmospheric remote-sensing retrieval *J. Quant. Spectrosc. Radiat. Transfer* **68** 689–735
- Stohl A, Aamaas B, Amann M, Baker L H, Bellouin N, Bernsten T K, Boucher O *et al* 2015 Evaluating the climate and air quality impacts of short-lived pollutants *Atmos. Chem. Phys.* **15** 10529–66
- Streets D G *et al* 2003 An inventory of gaseous and primary aerosol emissions in Asia in the year 2000 *J. Geophys. Res.* **108** 8809
- Turn S Q, Jenkins B M, Chow J C, Pritchett L C, Campbell D, Cahill T and Whalen S A 1997 Elemental characterization of particulate matter emitted from biomass burning: wind tunnel derived source profiles for herbaceous and wood fuels *J. Geophys. Res.* **102** 3683–99
- United Nations Environment Programme and World Meteorological Organization (UNEP/WMO) 2011 *Integrated Assessment of Black Carbon and Tropospheric Ozone* (Nairobi, Kenya: United Nations Environment Programme and World Meteorological Organization) ([www.ccacoalition.org/en/resources/integrated-assessment-black-carbon-and-tropospheric-ozone-summary-decision-makers-full](http://www.ccacoalition.org/en/resources/integrated-assessment-black-carbon-and-tropospheric-ozone-summary-decision-makers-full))
- van der Plas R J, Sepp S, Pigaht M, Malalane A, Mann S and Madon G 2012 Mozambique Biomass Energy Strategy, Mozambique Ministry of Energy and European Union Energy Initiative Partnership Dialogue Facility, Eschborn, Germany
- van Donkelaar A, Martin R V, Brauer M, Hsu N C, Kahn R A, Levy R C, Lyapustin A, Sayer A M and Winker D M 2016 Global estimates of fine particulate matter using a combined geophysical-statistical method with information from satellites, models, and monitors *Environ. Sci. Technol.* **50** 3762–72
- Van Vliet E D S, Asante K, Jack D W, Kinney P L, Whyatt R M, Chillrud S N, Abokyi L, Zandoh C and Owusu-Agyei S 2013 Personal exposures to fine particulate matter and black carbon in households cooking with biomass fuels in rural Ghana *Environ. Res.* **127** 40–8
- Venkataraman C, Sagar A D, Habib G, Lam N and Smith K R 2010 The Indian national initiative for advanced biomass cookstoves: the benefits of clean combustion *Energy Sustainable Dev.* **14** 63–72
- Wang R *et al* 2016 Estimation of global black carbon direct radiative forcing and its uncertainty constrained by observations *J. Geophys. Res.* **121** 5948–71
- Wilkinson P *et al* 2009 Health and climate change 1: public health benefits of strategies to reduce greenhouse-gas emissions: household energy *Lancet* **374** 5–11
- Wilson D L, Talancon D R, Winslow R L, Linares X and Gadgil A J 2016 Avoided emissions of a fuel-efficient biomass cookstove dwarf embodied emissions *Development Engineering* **1** 45–52
- World Bank 2016 Mozambique The World Bank Washington, DC (<http://data.worldbank.org/country/mozambique>) (Accessed: 4 May 2016)
- World Health Organization (WHO) 2006 *WHO Air quality guidelines for particulate matter, ozone, nitrogen dioxide, and sulfur dioxide* (Geneva, Switzerland: The World Health Organization)
- World Health Organization (WHO) 2014 *WHO Guidelines for Indoor Air Quality: Household Fuel Combustion* (Geneva, Switzerland: The World Health Organization) ([www.who.int/indoorair/guidelines/hhfc/en/](http://www.who.int/indoorair/guidelines/hhfc/en/))